



Ladowy Czytnik RFID UHF RU5202



Product name: UHF RFID desktop reader/writer

Product number: RU5202

*Package size: 15*12*5cm*

Gross weight: 245g

General description:

CF-RU5202 is a high performance UHF RFID reader. It is designed upon dedicated RFID Engine ASIC with fully self-intellectual property. Based on proprietary efficient digital signal processing algorithm, it supports fast tag read/write

operation with high identification rate. It can be widely applied in many RFID application systems such as logistics, access

control, anti-counterfeit and industrial production process control system.

Features:

Self-intellectual property;

Support ISO18000-6C(EPC C1G2) protocol tag;

902~928MHz or 865~868MHz frequency band(frequency customization optional);

FHSS or Fix Frequency transmission

Effective range from 0~1m (adjustable according to real application need);

Multiple tag anti-collision>50pcs/s;

Multiple tag inventory speed>50pcs/s;

Tag buffer size: 370PCS@Max.128bitsEPC or 120PCS@Max.496bitsEPC;

Low power dissipation with USB power source or external single +9 DC power supply;

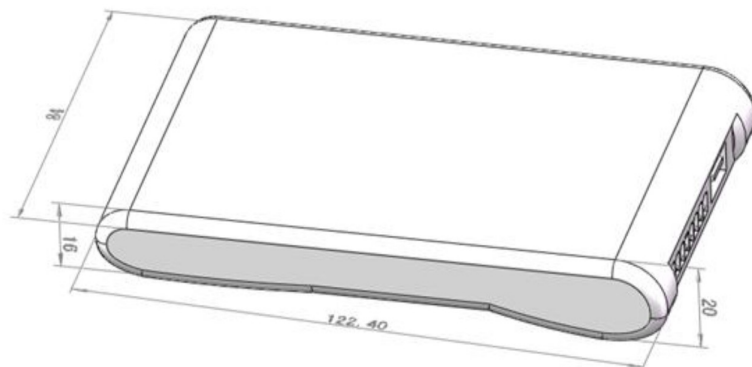
Support RSSI;

Support 2 GPIO;

Support USB (VSP mode), RS232, Wiegand (optional) and USB HID (keyboard emulation)

High reliability design without extra heat-sinking measure;

Support on-the-site firmware upgrading.



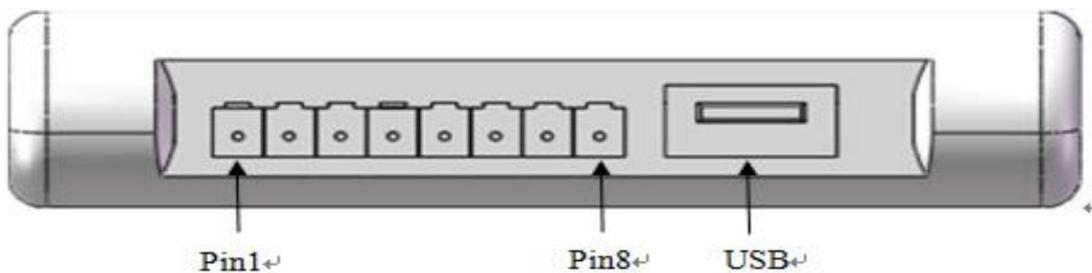
*Characteristics:
Absolute Maximum Rating*

ITEM	SYMBOL	VALUE	UNIT
Power Supply	VCC (USB power source)	6	V
VCC(External power source)	12		
Operating Temp.	TOPR	-10~+70	°C
Storage Temp.	TSTR	-20~+85	°C

Electrical Specification

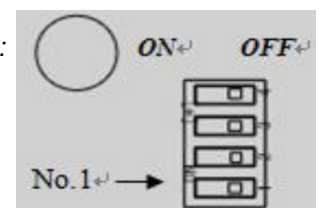
ITEM	SYMBOL	MIN	TYP	MAX	UNIT
Power Supply	VCC (USB powered)	4.5	5	5.5	V
	VCC (External supply)	7	9	12	V
Current dissipation	IC		180	200	mA
Frequency	FREQ	865		868	MHz
RF power	PRF	0		26	dBm
RF power Accuracy	AP		+/-1		dB
RF power Flatness	FP		+/-0.2		dB
Receiving Sensitivity	SR		-70		dBm
Size	L×W×H		122.4*84*20		mm

Interface: 1. Socket Definition



No.	Symbol	Comment
1	VCC	External +9V power supply
2	GND	Ground
3	TXD	RS-232 serial data output
4	RXD	RS-232 serial data input
5	GND	Ground
6	GPIO1	GPIO1 or Wiegand Data 0
7	GPIO2	GPIO2 or Wiegand Data 1
8	GND	Ground

Switch Definition:



No.	Symbol	Comment
1	SEL_USB	Switch on to enable USB interface
2	SEL_USB	
3	SEL_RS232	Switch on to enable RS232 interface
4	SEL_RS232	